

Basic Troubleshooting

XL5135V 8PIN series voltmeter (DC/DC)

*LED not displayed

Check the power source is correct voltage (5V DC) and correct polarity.

*Display appears scrambled

Check that all connections are correct and tight.
Check that there is no harsh interference nearby.

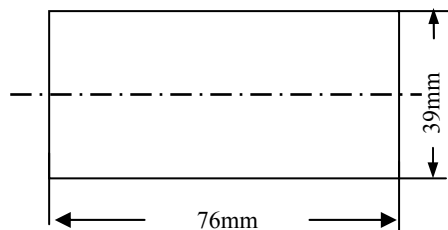
*Just display 1 or -1

1. Voltage out of range.
2. Check the connection of signals cable.

*Caution

Do not disassemble
The polarity of power source prohibit reversed.

*Panel Cutout Size



MANUAL
DIGITAL VOLTMETER

XIELI
ISO9001-2008 & CE

Basic Troubleshooting

XL5135V 8PIN series voltmeter (DC/DC)

*LED not displayed

Check the power source is correct voltage (5V DC) and correct polarity.

*Display appears scrambled

Check that all connections are correct and tight.
Check that there is no harsh interference nearby.

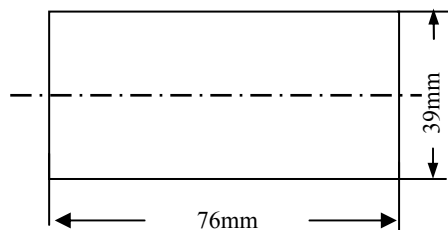
*Just display 1 or -1

1. Voltage out of range.
2. Check the connection of signals cable.

*Caution

Do not disassemble
The polarity of power source prohibit reversed.

*Panel Cutout Size



MANUAL
DIGITAL VOLTMETER

XIELI
ISO9001-2008 & CE

XL5135 Series Digital Voltmeter

8PIN 5VDC power series voltmeter (DC/DC)

FEATURES:

Ultra-bright LED display
15.00mm digital height
Blue/Red/Green displays available
Measured DC voltage polarity: Automatic
Auto zero reading for 0V input.
Low cost high accuracy
Can be re-calibrated by adjusting the calibration potentiometer
Easy to install
The location of the decimal point can be adjusted

OPERATION SPECIFICATIONS:

Power Supply DC5V±2%
Power Consumption 150mA
Maximum Count 1999(4 digitals)
Accuracy ±0.3%+1digit
Operating temperature 0℃~60℃
Storage Temperature -20℃~80℃
Relative humidity 20%~80%
Over Range Indication Display 1 or -1 on the LED left
Weight 50g
Dimension W79mm x H42.5mm x D25.5mm
Panel Cutout 76mm×39mm
Sample Frequency 400ms

XL5135 Series Digital Voltmeter

8PIN 5VDC power series voltmeter (DC/DC)

FEATURES:

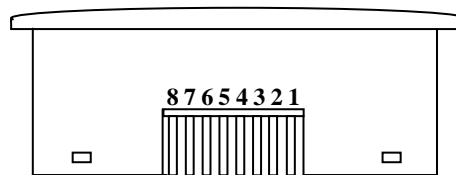
Ultra-bright LED display
15.00mm digital height
Blue/Red/Green displays available
Measured DC voltage polarity: Automatic
Auto zero reading for 0V input.
Low cost high accuracy
Can be re-calibrated by adjusting the calibration potentiometer
Easy to install
The location of the decimal point can be adjusted

OPERATION SPECIFICATIONS:

Power Supply DC5V±2%
Power Consumption 150mA
Maximum Count 1999(4 digitals)
Accuracy ±0.3%+1digit
Operating temperature 0℃~60℃
Storage Temperature -20℃~80℃
Relative humidity 20%~80%
Over Range Indication Display 1 or -1 on the LED left
Weight 50g
Dimension W79mm x H42.5mm x D25.5mm
Panel Cutout 76mm×39mm
Sample Frequency 400ms

CONNECTION DIAGRAM:

View of PINs with screen facing upwards.




PIN 1 +5VDC Power supply
PIN 2 - 5VDC Power supply
PIN 3 (Not used)
PIN 4 Decimal position 1999.[Short connection PIN2 & PIN4]
PIN 5 Decimal position 199.9[Short connection PIN2 & PIN5]
PIN 6 Decimal position 19.99[Short connection PIN2 & PIN6]
PIN 7 + voltage DC signal input
PIN 8 - voltage DC signal input

PARAMETER:

Model	Range	Resolution	Input Impedance	Max Voltage Input	Accuracy
XL5135V-1	199.9mV	100μV	100MΩ	±35V	±0.3%+1digit
XL5135V-2	1.999V	1mV	100MΩ	±35V	±0.3%+1digit
XL5135V-3	19.99V	10mV	4.5MΩ	±250V	±0.3%+1digit
XL5135V-4	199.9V	100mV	10MΩ	±500V	±0.3%+1digit
XL5135V-5	300V	1V	10MΩ	±500V	±0.3%+1digit

CONNECTION DIAGRAM:

View of PINs with screen facing upwards.



PIN 1 +5VDC Power supply
PIN 2 - 5VDC Power supply
PIN 3 (Not used)
PIN 4 Decimal position 1999.[Short connection PIN2 & PIN4]
PIN 5 Decimal position 199.9[Short connection PIN2 & PIN5]
PIN 6 Decimal position 19.99[Short connection PIN2 & PIN6]
PIN 7 + voltage DC signal input
PIN 8 - voltage DC signal input

PARAMETER:

Model	Range	Resolution	Input Impedance	Max Voltage Input	Accuracy
XL5135V-1	199.9mV	100μV	100MΩ	±35V	±0.3%+1digit
XL5135V-2	1.999V	1mV	100MΩ	±35V	±0.3%+1digit
XL5135V-3	19.99V	10mV	4.5MΩ	±250V	±0.3%+1digit
XL5135V-4	199.9V	100mV	10MΩ	±500V	±0.3%+1digit
XL5135V-5	300V	1V	10MΩ	±500V	±0.3%+1digit