

Basic Troubleshooting

*LED not displayed

Check the power source is correct voltage (12VDC) and correct polarity.

*Display appears scrambled

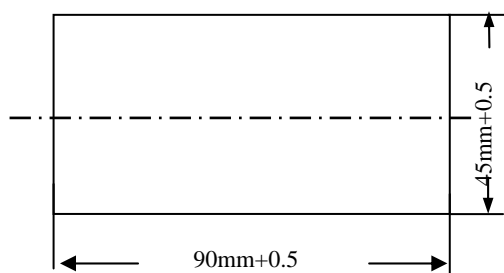
Check that all connections are correct and tight.
Check that there is no harsh interference nearby.

*Caution

Do not disassemble

PANEL CUTOUT SIZE

Panel Cutout



Basic Troubleshooting

*LED not displayed

Check the power source is correct voltage (12VDC) and correct polarity.

*Display appears scrambled

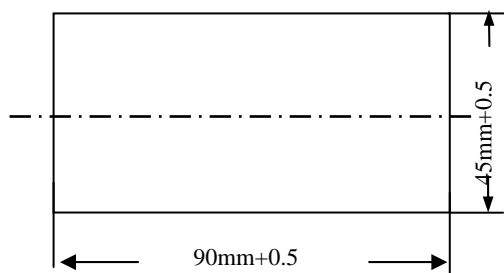
Check that all connections are correct and tight.
Check that there is no harsh interference nearby.

*Caution

Do not disassemble

PANEL CUTOUT SIZE

Panel Cutout



MB4101 DC VOLTMETER WITH RS232

MANUAL

INTELLIGENT CONTROL METER

XIELI

ISO9001-2008 & CE

Shaanxi XIELI Photo Electric Instrument Co., Ltd

Add: No.2 Xinke Rd, Eastern Development Zone,
Xi'an 710043, Shaanxi, CHINA

Tel: +86-29-82622375 Fax: +86-29-84023638

Email: info@xieli-china.com

http://www.xieli-china.com/a/index_en/index.html

MB4101 DC VOLTMETER WITH RS232

MANUAL

INTELLIGENT CONTROL METER

XIELI

ISO9001-2008 & CE

Shaanxi XIELI Photo Electric Instrument Co., Ltd

Add: No.2 Xinke Rd, Eastern Development Zone,
Xi'an 710043, Shaanxi, CHINA

Tel: +86-29-82622375 Fax: +86-29-84023638

Email: info@xieli-china.com

http://www.xieli-china.com/a/index_en/index.html

MB4101 DC VOLTMETER WITH RS232

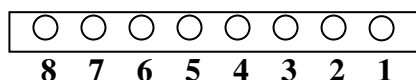
FEATURES:

Ultra-bright LED display
15.00mm digital height
Blue/Red displays available
Low cost high accuracy
Easy to install

OPERATION SPECIFICATIONS:

| | |
|-----------------------|-----------------------|
| Power Supply | 12VDC 500mA |
| Measure Range | DC199.99mV |
| Resolution | 0.01mV |
| Impedance | 100MOhm |
| Max Input | DC5V |
| Accuracy | ±0.5%+3 digit |
| Sample Frequency | 400ms |
| Operating temperature | 0°C~60°C |
| Storage Temperature | -20°C~80°C |
| Relative humidity | 20%~80% |
| Dimension | W96mm x H48mm x D87mm |
| Panel Cutout | 90mm×45mm |

WIRING DIAGRAM:



PIN 2: RS232 TXD

PIN 3: Signal Inputting + positive

PIN 5: Signal Inputting - Negative

PIN 6: RS232GND

PIN 7: Power Supply -12VDC Negative

PIN 8: Power Supply +12VDC Positive

MB4101 DC VOLTMETER WITH RS232

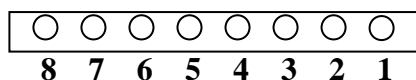
FEATURES:

Ultra-bright LED display
15.00mm digital height
Blue/Red displays available
Low cost high accuracy
Easy to install

OPERATION SPECIFICATIONS:

| | |
|-----------------------|-----------------------|
| Power Supply | 12VDC 500mA |
| Measure Range | DC199.99mV |
| Resolution | 0.01mV |
| Impedance | 100MOhm |
| Max Input | DC5V |
| Accuracy | ±0.5%+3 digit |
| Sample Frequency | 400ms |
| Operating temperature | 0°C~60°C |
| Storage Temperature | -20°C~80°C |
| Relative humidity | 20%~80% |
| Dimension | W96mm x H48mm x D87mm |
| Panel Cutout | 90mm×45mm |

WIRING DIAGRAM:



PIN 2: RS232 TXD

PIN 3: Signal Inputting + positive

PIN 5: Signal Inputting - Negative

PIN 6: RS232GND

PIN 7: Power Supply -12VDC Negative

PIN 8: Power Supply +12VDC Positive

RS232 Communication Protocol:

9600bps

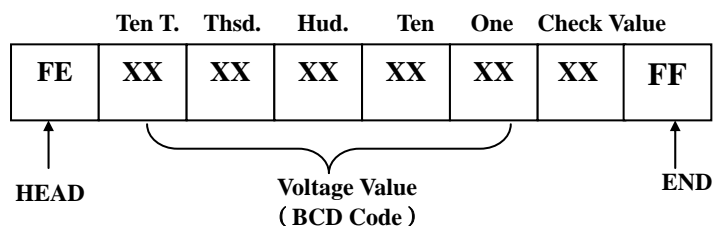
Start: 1

Data: 8

Stop: 1

Parity check: None

Meter send Current Value to Up equipment



IF Ten Thousand place = 0X, the current value will be Positive

IF Ten Thousand place =FX, the current value will be Negative

Check value =Ten Thousand place+ Thousand place+ Hundred place + Ten place + One Place

Notice:

I. Use twisted signal cable, or shielded anti-jamming signal cable.

II. Avoid strong electromagnetic interference.

III. It should guard against the strong vibration and shock

IV. Calibrating regularly

RS232 Communication Protocol:

9600bps

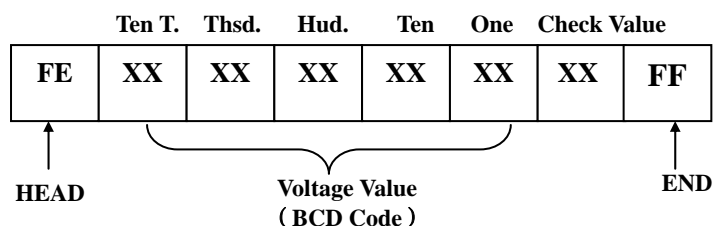
Start: 1

Data: 8

Stop: 1

Parity check: None

Meter send Current Value to Up equipment



IF Ten Thousand place = 0X, the current value will be Positive

IF Ten Thousand place =FX, the current value will be Negative

Check value =Ten Thousand place+ Thousand place+ Hundred place + Ten place + One Place

Notice:

I. Use twisted signal cable, or shielded anti-jamming signal cable.

II. Avoid strong electromagnetic interference.

III. It should guard against the strong vibration and shock

IV. Calibrating regularly